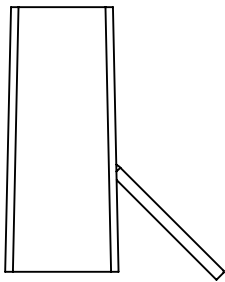
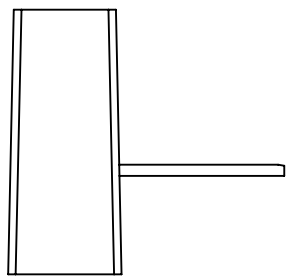


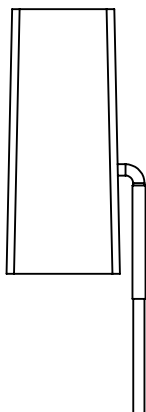
45°



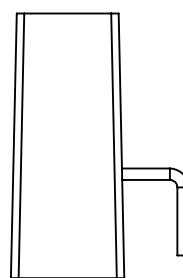
90°



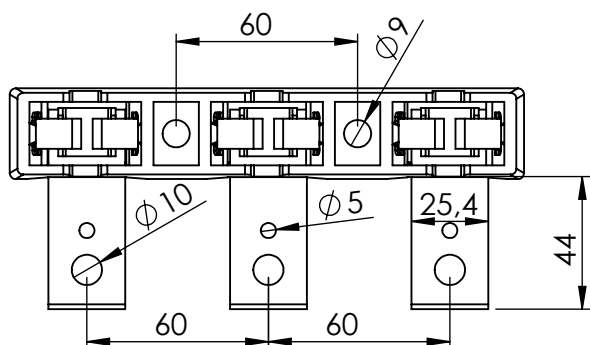
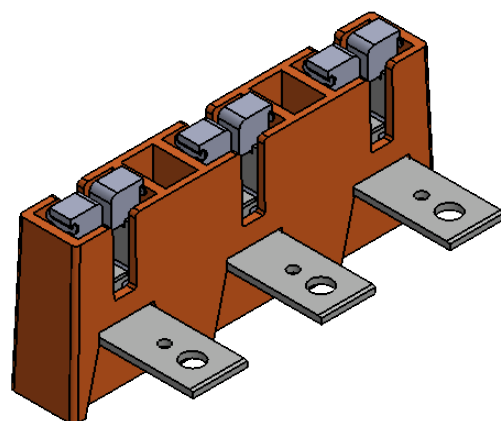
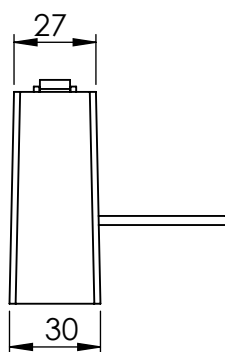
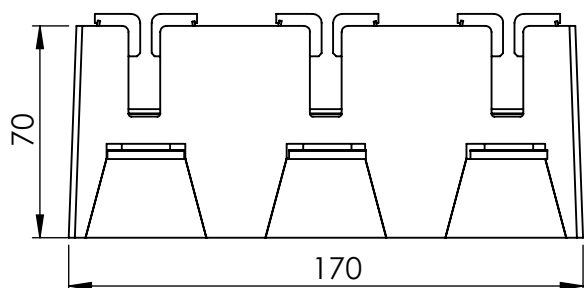
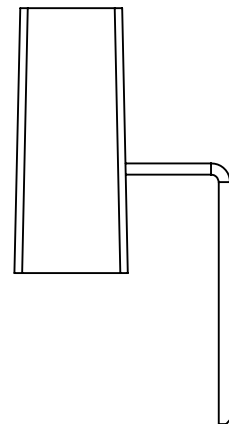
180°/7mm



180°/17mm



180°/28mm



CODIGO REF	BARRA DE COBRE	LIGAÇÃO DISTANCIA
CCM414	1/8" ou 3mm	45°
CCM415	3/16 ou 5mm	45°
CCM416	1/4" ou 6mm	45°
CCM411	1/8" ou 3mm	90°
CCM412	3/16 ou 5mm	90°
CCM413	1/4" ou 6mm	90°
CCM417	1/8" ou 3mm	180°/7mm
CCM418	3/16 ou 5mm	180°/7mm
CCM419	1/4" ou 6mm	180°/7mm
CCM420	1/8" ou 3mm	180°/17mm
CCM421	3/16 ou 5mm	180°/17mm
CCM422	1/4" ou 6mm	180°/17mm
CCM423	1/8" ou 3mm	180°/28mm
CCM424	3/16 ou 5mm	180°/28mm
CCM425	1/4" ou 6mm	180°/28mm

Material

Medidas  
mmEscala  
1:2,5Peso em Kg  
0,720Kg

Descrição

Garra para CCM  
250 à 315AData  
28/03/18Revisão  
00Desenho/Código  
CCM315